



1/17/2019

The following report is for January to illustrate what has changed from December and what to expect through January and the coming months. The photos were taken on Friday, January 4
The ponds were treated on Friday, January 4.

Thank you for your business!

Sincerely,

Scott Croft

Aquagenix



Pond #100

Date: 1/4/19

What we found: Trace of grass

What we did: Treated trace of grass.

What to expect Pond to continue to look good.



Recommendations & Notes:

Date: 1/4/19

Pond #110

What we found: Trace of grass

What we did: Treated the grass

What to Expect: Pond to continue to look good.



Notes: Water Levels are Normal

Date: 1/4/19

Pond #120

What we found: Light Grass

What we did: We treated for the grasses.

What to Expect: Pond to look good.



Recommendations & Notes: Plant the Littoral Shelf in the spring.

Date: 1/4/19

Pond #125


What we found: Some grasses.


What we did: Treated for grasses


What to Expect: Pond to continue to look good through the winter






Recommendations & Notes: Plant the littoral Shelf in front of outfall Structure.


Date: 1/4/19	Pond #126	
<p>What we found: Some light grass</p> <p>What we did: Treated for grasses</p> <p>What to expect: Pond to look good through the rest of winter</p>		
Recommendations & Notes: Plant the Littoral Shelf in the spring.		

Date: 1/4/19	Pond #130	
<p>What we found: Some light spatterdock and a trace of grass</p> <p>What we did: treated for both</p> <p>What to expect: Floating and grasses to die off.</p>		
Recommendations & Notes:		


Date: 1/4/19	Pond #140
<p>What we found: Pond Had a trace of grasses.</p> <p>What we did: Treated the grasses</p> <p>What to expect: Pond to continue to look very good</p>	
<p>Recommendations & Notes: Plant the Littoral Shelf in the spring.</p>	


Date: 1/4/19	Pond #143A
<p>What we found: Trace of grass.</p> <p>What we did: Treated it.</p> <p>What to expect: Pond to continue to look good.</p>	
<p>Recommendations & Notes: Water Level is up</p>	


Date: 1/4/19	Pond #143B	
<p>What we found: Trace of grass.</p> <p>What we Did: Treated trace of grass.</p> <p>What to Expect: Hopefully water level to stay normal</p>		
Recommendations & Notes:		
Date: 1/4/19	Pond #146	
<p>What we found: This pond filled up since last month</p> <p>What we did: Treated light grasses</p> <p>What to expect: Pond to continue to look much better.</p>		
Recommendations & Notes: Plant the littoral shelf in the spring		


Date: 1/4/19	Pond #150
What we found: Some light grass What we did: Treated for grass What to Expect: Hopefully water levels to stay normal	
Recommendations & Notes: Pond will get it's normal algae blooms going forward in March	


Page 5

Date: 1/4/19	Pond #170
What we found: Trace of grasses. What we did: Treated for the Grasses. What to Expect: Pond to look good	
Recommendations & Notes: I am hoping to have this grate on in the next 4-5 business days	


Date: 1/4/19	Pond #180
<p>What we found: Some light grass work needed</p> <p>What we did: Treated the grasses.</p> <p>What to expect: Pond does still look very good</p>	
<p>Notes: <u>Is still looking very good</u></p>	


Date: 1/4/19	Pond #185
<p>What we found: Trace of grass</p> <p>What we did: Treated it.</p> <p>What to expect: Water level up and pond looks pretty good</p>	
<p>Notes: <u>Is looking much better. (Same)</u></p>	

Date: 1/4/19	Pond 190A
<p>What we found: Trace of grass</p> <p>What we did: Treated for it.</p> <p>What to expect: Water level up and pond to continue to look pretty good.</p>	
<p>Recommendations & Notes: <u>Erosion still and issue on east end of pond.</u></p>	


Date: 1/4/19	Pond # 190B
<p>What we found: Trace of grass</p> <p>What we did: Treated it</p> <p>What to Expect: Pond levels did come up to about normal</p>	
Recommendations & Notes: <u>Plant the littoral shelf in the spring.</u>	


Page 8

Date: 1/4/19	Pond #200
<p>What we found: Trace of grass.</p> <p>What we did: Treated it.</p> <p>What to expect: Pond looks fine.</p>	
Recommendations & Notes: This pond is set back, but building is going on. I would plant the Littoral shelf in the spring.	


Date: 1/4/19	Pond #210
<p>What we found: Algae and Light Grass.</p> <p>What we did: Treated the algae and grass</p> <p>What to expect : This pond is always a challenge, but as you can see in the picture we waded out to get the job done.</p>	
<p>Recommendations & Notes: Plant the Littoral Shelves on both end of the pond. Grass Carp are a good idea because of the Slender Spikerush in the pond and possibly Blue Dye also. This pond is always a challenge for us because of its size and two littoral shelves on both ends. The depth of this pond is also the cause for many of the issues. (same)</p>	


Page 9

Date: 1/4/19	Pond #220
<p>What we found: Water level is finally normal</p> <p>What we did: Spot treat grasses.</p> <p>What to expect: Pond to continue to look very good.</p>	
<p>Recommendations & Notes: Plant the shelf in front of the outfall structure in the spring.</p>	


Date: 1/4/19	Pond #230
What we found: Light Grasses What we did: Treated the grasses. What to expect: Grasses to die off.	
Recommendations & Notes: Plant the Littoral shelf in front and around the outfall Structure in the spring.	


Page 10

Date: 1/4/19	Pond #240A
What we found: The pond had really filled up. This is last month's picture. It is missing What we did: Treated trace of grass What to expect: Pond to continue to look very good	
Recommendations & Notes: Plant the Littoral Shelf in the Spring.	


Date: 1/4/19	Pond #240 B	
<p>What we found: Pond looks great with water</p> <p>What we did: Trimmed up trace of grass</p> <p>What to expect: Pond to continue to look great</p>		
Recommendations & Notes: Plant around the Outfall structure in the spring.		


Page 11


Date: 1/4/19	Pond #260	
<p>What we found: Pond looks great</p> <p>What we did: Inspected it</p> <p>What to expect: Pond to look pretty good.</p>		
Recommendations & Notes: Plant the Lit Shelf in the spring		

Date: 1/4/19	Pond #270A	
<p>What we found: Trace of Torpedo grass and Spatterdock.</p> <p>What we did: Treated for the grasses and trimmed up the Spatterdock.</p> <p>What to expect: Pond looks great with a normal amount of water</p>		
Recommendations & Notes: we will normally keep a decent amount of the Spatterdock unless we are asked to thin it out. If that is the case let us know.		

Page 12

Date: 1/4/19	Pond #270B	
<p>What we found: This area even looks decent with water</p> <p>What we did: Treated for trace of grass.</p> <p>What to expect: Grasses to die off.</p>		
Recommendations & Notes: Finally looks better with water.		

Date: 1/4/19	Pond #280
<p>What we found: Trace of grass</p> <p>What we did: Treated it.</p> <p>What to expect: Pond to look very good.</p>	
<p>Recommendations & Notes: Blue Dye would help as we go into the spring and summer</p>	

Date: 1/4/19	Pond #290
<p>What we found: Some grass</p> <p>What we did: Treated it, It is looking a little better</p> <p>What to Expect: Pond level to hopefully stay up.</p>	
<p>Recommendations & Notes: Could use more plants.</p>	

Date: 1/4/19

Pond #300

What we found: Pond looking great.

What we did: Treated exposed Shoreline

What to Expect: Pond to continue to look good.



Recommendations & Notes: Possible Blue Dye and plants. No plants at all.

Date: 1/4/19

Pond #310

What we found: Pond Looks very good.

What we did: Treated grasses.

What to expect: Hopefully now that it has water it will stay that way for months to come



Recommendations & Notes: Plant littoral shelf in the spring.

Date: 1/4/19

Pond #320

What we found: Pond level has filled up

What we did: Treat Grasses

What to expect: Pond to continue to show improvement.



Recommendations & Notes: None for this pond. It is in a pasture

Date

What we found: Outfall structure grate missing

What we did: This is approved on your end and I will get it installed over next week



Recommendations & Notes: This will get replaced soon.
