

**Cordoba Ranch Community
Development District**

March 27, 2018

Agenda Package

Cordoba Ranch Community Development District

Inframark, Infrastructure Management Services

210 North University Drive, Suite 702 • Coral Springs, Florida 33071

Telephone: (954) 603-0033 • Fax: (954) 345-1292

March 20, 2018

Board of Supervisors

Cordoba Ranch Community Development District

Dear Board Members:

The regular meeting of the Board of Supervisors of the Cordoba Ranch Community Development District will be held Tuesday, March 27, 2018 at **9:30 a.m. at the Cordoba Ranch Model Center, 2516 Cordoba Ranch Boulevard, Lutz, FL**. Following is the advance agenda for the meeting:

1. Call to Order/Roll Call
2. Approval of the Consent Agenda
 - A. February 27, 2018 Minutes
 - B. Financial Statements
3. Audience Comments
4. Aquagenix Report – March
5. Staff Reports
 - A. District Counsel
 - B. District Engineer
 - C. District Manager
6. Supervisor Requests
7. Adjournment

All supporting documentation is enclosed or will be distributed at the meeting.

The balance of the agenda is routine in nature and staff will give their reports at the meeting. In the meantime, if you have any questions, please contact me.

Sincerely,

Andrew P. Mendenhall, PMP

Andrew P. Mendenhall, PMP

District Manager

Second Order of Business

2A.

**MINUTES OF MEETING
CORDOBA RANCH
COMMUNITY DEVELOPMENT DISTRICT**

The regular meeting of the Board of Supervisors of the Cordoba Ranch Community Development District was held on Tuesday, February 27, 2018 at 9:30 a.m. in the Cordoba Ranch Model Center, 2516 Cordoba Ranch Boulevard, Lutz, Florida.

Present and constituting a quorum were:

Garth Noble	Vice Chairman
Kelly Evans	Assistant Secretary
F. Peter Williams	Assistant Secretary

Also present were:

Andy Mendenhall	District Manager
Tracy Robin	District Counsel (via telephone)
Tonja Stewart	District Engineer (via telephone)

The following is a summary of the discussions and actions taken.

FIRST ORDER OF BUSINESS

Call to Order/Roll Call

Mr. Mendenhall called the meeting to order and called the roll.

SECOND ORDER OF BUSINESS

Approval of the Consent Agenda

- A. January 23, 2018 Minutes**
- B. Financial Statements**

On MOTION by Mr. Williams seconded by Ms. Evans with all in favor the consent agenda was approved.

- The resignation of Mr. Baylen was received via email.

On MOTION by Ms. Evans seconded by Mr. Williams with all in favor the resignation of Mr. Baylen Dahl was accepted.

THIRD ORDER OF BUSINESS

Audience Comments on Agenda Items

None

FOURTH ORDER OF BUSINESS

Aquagenix Report - February

- February Aquagenix report was included in the agenda package.

FIFTH ORDER OF BUSINESS

Staff Reports

A. District Counsel

i. Consideration of Resolution 2018-1 Adopting the District Engineer's Certificate of Completion for the 2006 Project

- Ms. Stewart is prepared to issue a Certificate of Completion for the 2006 Project.

On MOTION by Mr. Williams seconded by Ms. Evans with all in favor Resolution 2018-1 adopting the District Engineer's Certificate of Completion for the 2006 Project; declaring the 2006 Project complete; finalizing the Series 2006 Assessments; and addressing severability, conflicts and an effective date was adopted.

B. District Engineer

- Ms. Stewart reported freeze damage to landscaping continues to be monitored.

C. District Manager

- Mr. Mendenhall was contacted by a resident regarding fishing in the ponds.

SIXTH ORDER OF BUSINESS

Supervisor Requests

- Comments were made on repair of driveway erosion; landscape planning and maintenance issues.

SEVENTH ORDER OF BUSINESS

Adjournment

On MOTION by Ms. Evans seconded by Mr. Noble with all in favor the meeting was adjourned.

Garth Noble
Vice Chairman

2B.

**Cordoba Ranch
Community Development District**

Financial Report

February 28, 2018

Prepared by:



Table of Contents

<u>FINANCIAL STATEMENTS</u>	Page #
Balance Sheet - All Funds	1
Statement of Revenues, Expenditures and Changes in Fund Balance	
General Fund	2 - 4
Reserve Fund	5
Debt Service Fund	6
Capital Project Fund	7
 <u>SUPPORTING SCHEDULES</u>	
Non-Ad Valorem Special Assessments - Schedule	8 - 9
Cash and Investment Report	10
Payment Register	11

**Cordoba Ranch
Community Development District**

Financial Statements

(Unaudited)

February 28, 2018

Balance Sheet
February 28, 2018

ACCOUNT DESCRIPTION	GENERAL FUND	RESERVE FUND	SERIES 2006 DEBT SERVICE FUND	SERIES 2006 CAPITAL PROJECTS FUND	TOTAL
<u>ASSETS</u>					
Cash - Checking Account	\$ 337,169	\$ -	\$ -	\$ -	\$ 337,169
Due From Other Funds	-	120,129	13,879	-	134,008
Investments:					
Money Market Account	240,722	-	-	-	240,722
Construction Fund	-	-	-	2,227	2,227
Reserve Fund	-	-	440,761	-	440,761
Revenue Fund	-	-	475,343	-	475,343
Deposits	11,540	-	-	-	11,540
TOTAL ASSETS	\$ 589,431	\$ 120,129	\$ 929,983	\$ 2,227	\$ 1,641,770
<u>LIABILITIES</u>					
Accounts Payable	\$ 12,314	\$ -	\$ -	\$ -	\$ 12,314
Accrued Expenses	13,399	-	-	-	13,399
Due To Other Funds	134,006	-	-	2	134,008
TOTAL LIABILITIES	159,719	-	-	2	159,721
<u>FUND BALANCES</u>					
Nonspendable:					
Deposits	11,540	-	-	-	11,540
Restricted for:					
Debt Service	-	-	929,983	-	929,983
Capital Projects	-	-	-	2,225	2,225
Unassigned:	418,172	120,129	-	-	538,301
TOTAL FUND BALANCES	\$ 429,712	\$ 120,129	\$ 929,983	\$ 2,225	\$ 1,482,049
TOTAL LIABILITIES & FUND BALANCES	\$ 589,431	\$ 120,129	\$ 929,983	\$ 2,227	\$ 1,641,770

Statement of Revenues, Expenditures and Changes in Fund Balances
For the Period Ending February 28, 2018

ACCOUNT DESCRIPTION	ANNUAL ADOPTED BUDGET	YEAR TO DATE BUDGET	YEAR TO DATE ACTUAL	VARIANCE (\$) FAV(UNFAV)	YTD ACTUAL AS A % OF ADOPTED BUD
<u>REVENUES</u>					
Interest - Investments	\$ -	\$ -	\$ 708	\$ 708	0.00%
Interest - Tax Collector	-	-	102	102	0.00%
Special Assmnts- Tax Collector	357,623	351,929	385,281	33,352	107.73%
Special Assmnts- CDD Collected	135,125	132,973	67,563	(65,410)	50.00%
Special Assmnts- Discounts	(14,305)	(14,077)	(13,863)	214	96.91%
Gate Bar Code/Remotes	-	-	699	699	0.00%
TOTAL REVENUES	478,443	470,825	440,490	(30,335)	92.07%
<u>EXPENDITURES</u>					
<u>Administration</u>					
P/R-Board of Supervisors	2,400	1,000	600	400	25.00%
ProfServ-Arbitrage Rebate	500	-	-	-	0.00%
ProfServ-Dissemination Agent	5,000	5,000	5,000	-	100.00%
ProfServ-Engineering	7,500	3,125	2,218	907	29.57%
ProfServ-Legal Services	8,000	3,333	2,670	663	33.38%
ProfServ-Mgmt Consulting Serv	45,320	18,883	18,883	-	41.67%
ProfServ-Trustee Fees	3,500	3,500	3,233	267	92.37%
Auditing Services	3,423	-	-	-	0.00%
Postage and Freight	250	104	425	(321)	170.00%
Public Officials Insurance	2,035	2,035	2,035	-	100.00%
Printing and Binding	100	42	214	(172)	214.00%
Legal Advertising	3,500	1,458	-	1,458	0.00%
Misc-Assessmnt Collection Cost	7,152	7,038	6,753	285	94.42%
Maintenance Bond Renewal	-	-	1,480	(1,480)	0.00%
Misc-Web Hosting	900	375	375	-	41.67%
Annual District Filing Fee	175	175	200	(25)	114.29%
Total Administration	89,755	46,068	44,086	1,982	49.12%
<u>Other Public Safety</u>					
Contracts-Security Camera	2,500	1,042	1,042	-	41.68%
Contracts-Security Services	10,000	4,167	6,661	(2,494)	66.61%
Communication - Telephone	1,650	688	792	(104)	48.00%
R&M-Gatehouse	4,800	2,000	290	1,710	6.04%
Total Other Public Safety	18,950	7,897	8,785	(888)	46.36%
<u>Electric Utility Services</u>					
Utility - General	8,700	3,625	3,269	356	37.57%
Electricity - Streetlighting	61,200	25,500	26,125	(625)	42.69%

Statement of Revenues, Expenditures and Changes in Fund Balances
For the Period Ending February 28, 2018

ACCOUNT DESCRIPTION	ANNUAL ADOPTED BUDGET	YEAR TO DATE BUDGET	YEAR TO DATE ACTUAL	VARIANCE (\$) FAV(UNFAV)	YTD ACTUAL AS A % OF ADOPTED BUD
Total Electric Utility Services	69,900	29,125	29,394	(269)	42.05%
<u>Flood Control/Stormwater Mgmt</u>					
Contracts-Aquatic Control	12,408	5,170	5,170	-	41.67%
R&M-Fountain	2,500	1,042	480	562	19.20%
R&M-Mitigation	16,300	6,792	4,250	2,542	26.07%
R&M Lake & Pond Bank	15,000	6,250	2,715	3,535	18.10%
Impr - Aquatic Plants	5,000	2,083	-	2,083	0.00%
Total Flood Control/Stormwater Mgmt	51,208	21,337	12,615	8,722	24.63%
<u>Field</u>					
Contracts-Landscape	114,994	47,914	47,914	-	41.67%
Insurance - Property	1,577	1,577	1,488	89	94.36%
Insurance - General Liability	2,264	2,264	2,264	-	100.00%
R&M-Entry Feature	4,000	1,667	-	1,667	0.00%
R&M-Irrigation	12,000	5,000	827	4,173	6.89%
R&M-Mulch	23,100	-	-	-	0.00%
R&M-Pest Control	3,200	1,333	659	674	20.59%
R&M-Plant Replacement	15,000	6,250	3,459	2,791	23.06%
R&M-Well Maintenance	7,500	3,125	-	3,125	0.00%
R&M-Annuals	19,000	7,917	4,673	3,244	24.59%
Misc-Contingency	-	-	219	(219)	0.00%
Holiday Lighting & Decorations	2,200	2,200	2,500	(300)	113.64%
Op Supplies - Fertilizer	7,800	3,250	1,582	1,668	20.28%
Total Field	212,635	82,497	65,585	16,912	30.84%
<u>Parks and Recreation - General</u>					
ProfServ-Wildlife Management Service	16,800	7,000	7,150	(150)	42.56%
Misc-Contingency	14,995	6,248	450	5,798	3.00%
Total Parks and Recreation - General	31,795	13,248	7,600	5,648	23.90%
<u>Reserves</u>					
Capital Reserve	50,000	50,000	-	50,000	0.00%
Total Reserves	50,000	50,000	-	50,000	0.00%
TOTAL EXPENDITURES & RESERVES	524,243	250,172	168,065	82,107	32.06%
Excess (deficiency) of revenues					
Over (under) expenditures	(45,800)	220,653	272,425	51,772	-594.81%

Statement of Revenues, Expenditures and Changes in Fund Balances
For the Period Ending February 28, 2018

ACCOUNT DESCRIPTION	ANNUAL ADOPTED BUDGET	YEAR TO DATE BUDGET	YEAR TO DATE ACTUAL	VARIANCE (\$) FAV(UNFAV)	YTD ACTUAL AS A % OF ADOPTED BUD
<u>OTHER FINANCING SOURCES (USES)</u>					
Contribution to (Use of) Fund Balance	(45,800)	-	-	-	0.00%
TOTAL FINANCING SOURCES (USES)	(45,800)	-	-	-	0.00%
Net change in fund balance	\$ (45,800)	\$ 220,653	\$ 272,425	\$ 51,772	-594.81%
FUND BALANCE, BEGINNING (OCT 1, 2017)	157,287	157,287	157,287		
FUND BALANCE, ENDING	\$ 111,487	\$ 377,940	\$ 429,712		

Statement of Revenues, Expenditures and Changes in Fund Balances
For the Period Ending February 28, 2018

ACCOUNT DESCRIPTION	ANNUAL ADOPTED BUDGET	YEAR TO DATE BUDGET	YEAR TO DATE ACTUAL	VARIANCE (\$) FAV(UNFAV)	YTD ACTUAL AS A % OF ADOPTED BUD
<u>REVENUES</u>					
Interest - Investments	\$ -	\$ -	\$ -	\$ -	0.00%
TOTAL REVENUES	-	-	-	-	0.00%
<u>EXPENDITURES</u>					
TOTAL EXPENDITURES	-	-	-	-	0.00%
Excess (deficiency) of revenues Over (under) expenditures	-	-	-	-	0.00%
Net change in fund balance	\$ -	\$ -	\$ -	\$ -	0.00%
FUND BALANCE, BEGINNING (OCT 1, 2017)	-	-	120,129		
FUND BALANCE, ENDING	\$ -	\$ -	\$ 120,129		

Statement of Revenues, Expenditures and Changes in Fund Balances
For the Period Ending February 28, 2018

ACCOUNT DESCRIPTION	ANNUAL ADOPTED BUDGET	YEAR TO DATE BUDGET	YEAR TO DATE ACTUAL	VARIANCE (\$) FAV(UNFAV)	YTD ACTUAL AS A % OF ADOPTED BUD
<u>REVENUES</u>					
Interest - Investments	\$ 350	\$ 146	\$ 468	\$ 322	133.71%
Special Assmnts- Tax Collector	455,697	448,441	447,893	(548)	98.29%
Special Assmnts- CDD Collected	172,182	169,440	86,091	(83,349)	50.00%
Special Assmnts- Discounts	(18,228)	(17,938)	(17,665)	273	96.91%
TOTAL REVENUES	610,001	600,089	516,787	(83,302)	84.72%
<u>EXPENDITURES</u>					
<u>Administration</u>					
Misc-Assessmnt Collection Cost	9,114	8,969	8,605	364	94.42%
Total Administration	9,114	8,969	8,605	364	94.42%
<u>Debt Service</u>					
Principal Debt Retirement	205,000	-	-	-	0.00%
Interest Expense	395,299	194,805	200,494	(5,689)	50.72%
Total Debt Service	600,299	194,805	200,494	(5,689)	33.40%
TOTAL EXPENDITURES	609,413	203,774	209,099	(5,325)	34.31%
Excess (deficiency) of revenues					
Over (under) expenditures	588	396,315	307,688	(88,627)	52327.89%
<u>OTHER FINANCING SOURCES (USES)</u>					
Contribution to (Use of) Fund Balance	588	-	-	-	0.00%
TOTAL FINANCING SOURCES (USES)	588	-	-	-	0.00%
Net change in fund balance	\$ 588	\$ 396,315	\$ 307,688	\$ (88,627)	52327.89%
FUND BALANCE, BEGINNING (OCT 1, 2017)	622,295	622,295	622,295		
FUND BALANCE, ENDING	\$ 622,883	\$ 1,018,610	\$ 929,983		

Statement of Revenues, Expenditures and Changes in Fund Balances
For the Period Ending February 28, 2018

ACCOUNT DESCRIPTION	ANNUAL ADOPTED BUDGET	YEAR TO DATE BUDGET	YEAR TO DATE ACTUAL	VARIANCE (\$) FAV(UNFAV)	YTD ACTUAL AS A % OF ADOPTED BUD
<u>REVENUES</u>					
Interest - Investments	\$ -	\$ -	\$ 1	\$ 1	0.00%
TOTAL REVENUES	-	-	1	1	0.00%
<u>EXPENDITURES</u>					
TOTAL EXPENDITURES	-	-	-	-	0.00%
Excess (deficiency) of revenues Over (under) expenditures	-	-	1	1	0.00%
Net change in fund balance	\$ -	\$ -	\$ 1	\$ 1	0.00%
FUND BALANCE, BEGINNING (OCT 1, 2017)	-	-	2,224		
FUND BALANCE, ENDING	\$ -	\$ -	\$ 2,225		

**Cordoba Ranch
Community Development District**

Supporting Schedules

February 28, 2018

**Non-Ad Valorem Special Assessments - CDD Collected
(Monthly Collection Distributions)
For the Fiscal Year Ending September 30, 2018**

					ALLOCATION BY FUND	
Date Received	Net Amount Received	Discount / (Penalties) Amount	Collection Cost	Gross Amount	General Fund	Debt Service Series 2006 Fund
Assessments Levied FY 2018					(1)	
Allocation %						
12/05/17	\$ 86,091			\$ 86,091		\$ 86,091
12/21/17	67,563			67,563	67,563	
TOTAL	\$ 153,654	\$ -	\$ -	\$ 153,654	\$ 67,563	\$ 86,091
% COLLECTED					50.0%	50.0%
TOTAL OUTSTANDING					\$ 67,563	\$ 86,091

Note (1) - variance to budget due to portion of direct bill put on tax roll.

**Non-Ad Valorem Special Assessments - Hillsborough Tax Collector
(Monthly Collection Distributions)
For the Fiscal Year Ending September 30, 2018**

					ALLOCATION BY FUND	
Date Received	Net Amount Received	Discount / (Penalties) Amount	Collection Cost	Gross Amount	General Fund	Series 2006 Debt Service Fund
Assessments Levied FY 2018				\$ 813,321	\$ 357,624	\$ 455,697
Allocation %				100%	44%	56%
11/07/17	\$ 3,749	\$ 212	\$ 77	\$ 4,037	\$ 1,775	\$ 2,262
11/16/17	18,754	797	383	19,934	8,765	11,169
11/24/17	56,263	2,392	1,148	59,803	26,296	33,507
12/11/17	262,559	11,163	5,358	279,081	122,714	156,367
12/15/17	386,415	16,346	7,886	410,648	180,565	230,083
01/10/18	5,622	219	115	5,955	2,618.47	3,336.54
02/08/18	19,144.94	398.70	390.71	19,934.35	8,765.29	11,169.06
TOTAL	\$ 752,507	\$ 31,528	\$ 15,357	\$ 799,393	\$ 351,499	\$ 447,893
% COLLECTED				98.3%	98.3%	98.3%
TOTAL OUTSTANDING				\$ 13,928	\$ 6,124	\$ 7,804

Cash & Investment Report
February 28, 2018

<u>ACCOUNT NAME</u>	<u>BANK NAME</u>	<u>YIELD</u>	<u>BALANCE</u>
OPERATING FUND			
Checking General fund	Harbor Community Bank	N/A	\$ 337,169 1
Money Market Account	Bank United	N/A	\$ 240,722
		Subtotal	<u>577,891</u>
DEBT SERVICE AND CAPITAL PROJECT FUNDS			
Series 2006 Construction Account	US Bank	0.05%	\$ 2,227
Series 2006 Reserve Account	US Bank	0.05%	\$ 440,761
Series 2006 Revenue Account	US Bank	0.05%	\$ 475,343
		Subtotal	<u>918,331</u>
		Total	<u><u>\$ 1,496,221</u></u>

Note (1) - Transferring \$134K to US Bank for Debt fund assessments and \$85K to the MMA.

CORDOBA RANCH
Community Development District

Payment Register by Fund
For the Period from 02/1/2018 to 02/28/2018
(Sorted by Check / ACH No.)

Fund No.	Check / ACH No.	Date	Payee	Invoice No.	Payment Description	Invoice / GL Description	G/L Account #	Amount Paid
<u>GENERAL FUND - 001</u>								
001	2300	02/09/18	AQUAGENIX	4005251	QUARTERLY MAINT 02/01/18	R&M-Fountain	546032-53801	\$240.00
001	2300	02/09/18	AQUAGENIX	4005252	LITTOREL MAINT	R&M Lake & Pond Bank	546185-53801	\$900.00
001	2301	02/09/18	FRONTIER	02135-012218	239-177-5795-050213-5 1/22-2/2	Communication - Telephone	541003-52901	\$136.98
001	2302	02/09/18	FEDEX	6-065-10680	SERVICE FOR 1/11 THRU 1/16/18	Postage and Freight	541006-51301	\$117.58
001	2303	02/09/18	ARMSTRONG ENVIRONMENTAL SVC	12151	WETLAND/MIT MAIN 01/29/18	R&M-Mitigation	546100-53801	\$850.00
001	2305	02/12/18	CORDOBA RANCH CDD	013018	DEP FUNDS TO MMA	Due From Other Funds	131000	\$40,000.00
001	2306	02/16/18	F. PETER WILLIAMS	012318	BOARD MEETING 01/01/18	P/R-Board of Supervisors	511001-51101	\$200.00
001	2307	02/19/18	AQUAGENIX	1316869	11/17 AQUATIC SERVICE	Contracts-Aquatic Control	534067-53801	\$1,034.00
001	2308	02/19/18	AQUAGENIX	1316875	LITTOREL MAINTENANCE	R&M Lake & Pond Bank	546185-53801	\$900.00
001	2309	02/19/18	AQUAGENIX	1316872	QUARTERLY MAINT	R&M-Fountain	546032-53801	\$240.00
001	2310	02/19/18	VIVICON, INC	17596	IRRIGATION PARTS FOR REPAIR	R&M-Irrigation	546041-53901	\$273.38
001	2311	02/19/18	VIVICON, INC	17483	IRRIGATION PARTS FOR REPAIR	R&M-Irrigation	546041-53901	\$122.47
001	2312	02/19/18	VIVICON, INC	17629	JAN 2018 GROUNDS MAINTENANCE	Contracts-Landscape	534050-53901	\$9,582.84
001	DD01305	02/14/18	TAMPA ELECTRIC	012418A	ELECTRIC - JANUARY 2018	Utility - General	543001-53100	\$629.00
001	DD01305	02/14/18	TAMPA ELECTRIC	012418A	ELECTRIC - JANUARY 2018	Electricity - Streetlighting	543013-53100	\$4,976.80
Fund Total								\$60,203.05

SERIES 2006 DEBT SERVICE FUND - 201

201	2304	02/09/18	CORDOBA RANCH C/O US BANK	020218-9280	TRANSF OF ASSESS RECPT 2017-18	Due From Other Funds	131000	\$345,093.93
Fund Total								\$345,093.93

Total Checks Paid	\$405,296.98
--------------------------	---------------------

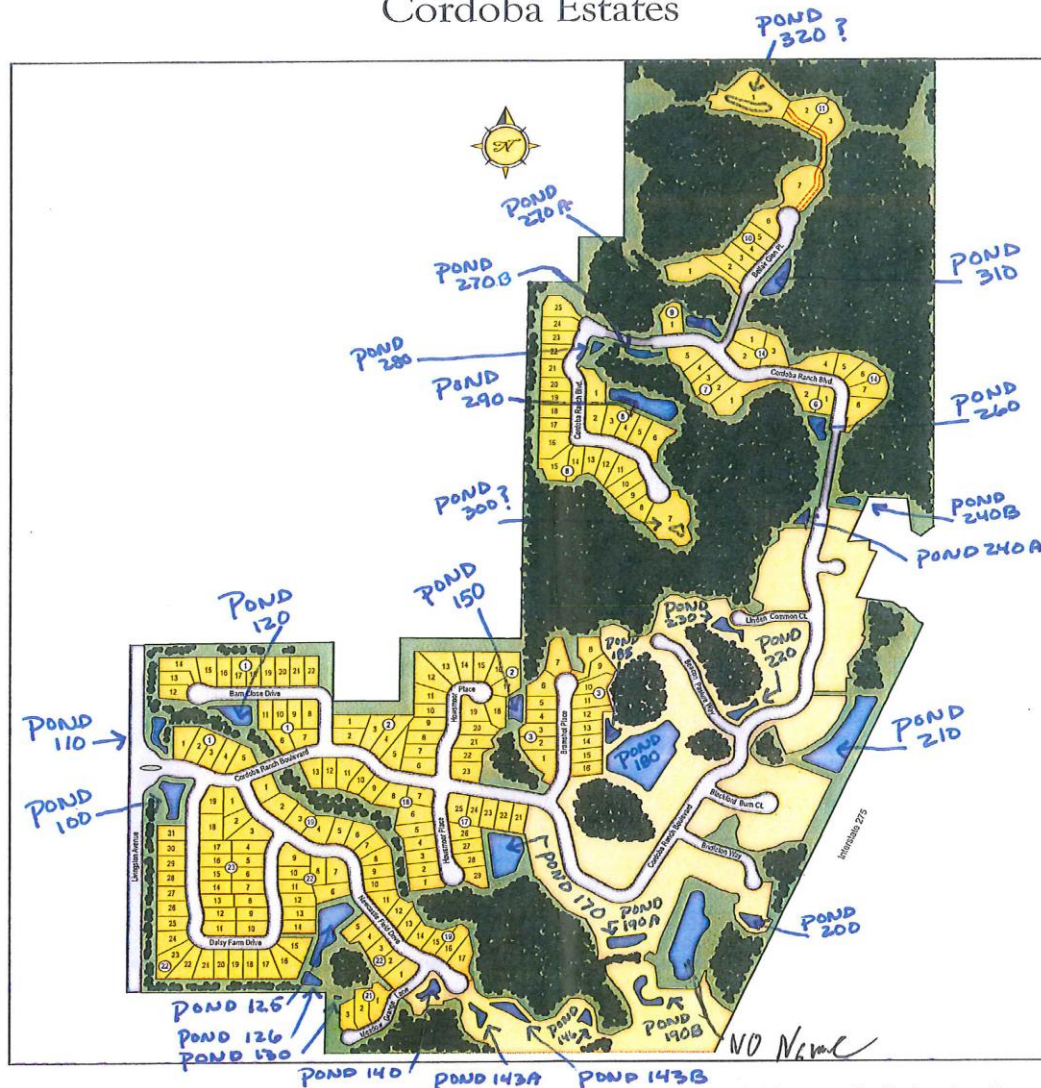
Fourth Order of Business

Cordoba Ranch Lake Management Report



STANDARD PACIFIC HOMES

Cordoba Estates



Map is not to scale. Square footage/acreage shown is only an estimate and actual square footage/acreage will differ. Buyer should rely on his or her own evaluation of useable area. Depictions of homes or other features are artist conceptions.



3/12/2018

The following report is for March to illustrate what has changed from February and what to expect through March and the coming months. The photos were taken on Friday 3-9-18.

The ponds were treated on Friday 3-9-18 this month. The tech did not finish and will return this week. I reset the timers on both fountains for daylight savings time and insured the lights were working also.

Thank you for your business!

Sincerely,

Scott Croft

Aquagenix



Pond #100

Date: 3/09/18

What we found: Water level is a little lower. There is some submersed starting up.

What we did: Treated light Algae and submersed.

What to expect Water level to more than likely remain low for this month.



Recommendations & Notes: Plantings are average. Fountain Timers were reset for Daylight Savings Time

Date: 3/9/18

Pond #110

What we found: Trace of exposed SSR..

What we did: Treated the SSR

What to expect: SSR to die off



Notes: Plantings are looking ok. Timers were reset for Daylight Savings time

Date: 3/9/18

Pond #120

What we found: Plants are doing pretty well.

What we did: Treated exposed shoreline.

What to Expect: Water levels to stay low at this time of year



Recommendations & Notes: Plants are looking good on this pond.

Date: 3/9/18

Pond #125


What we found: Light SSR with some exposed.


What we did: Treated the SSR and grasses


What to Expect: Pond to look good.





Recommendations & Notes: Plantings are only about 30% around this pond.


Date: 3/9/18	Pond #126
<p>What we found: Trace of grass</p> <p>What we did: Spot treat grasses</p> <p>What to expect Continue to look good.</p>	
<p>Recommendations & Notes: Plant the Littoral Shelf soon.</p>	


Date: 3/9/18	Pond #130
<p>What we found: Pond level low</p> <p>What we did: Sprayed Algae and Grasses.</p> <p>What to expect: Pond level to continue to be low.</p>	
<p>Recommendations & Notes:</p>	


Date: 3/9/18	Pond #140	
<p>What we found: Trace of Algae</p> <p>What we will do: Treated the Algae</p> <p>What to expect: Algae to die off.</p>		
Recommendations & Notes: Plant the Littoral Shelf		


Date: 3/9/18	Pond #143A	
<p>What we found: Water level down. Trace of Algae.</p> <p>What we did: Treated Algae</p> <p>What to expect: Algae to die off</p>		
Recommendations & Notes: Plantings around this pond are about 40%		


<p>Date: 3/9/18</p>	<p>Pond #143B</p>
<p>What we found: Pond level is low again.</p> <p>What we Did: Spot treated exposed shoreline.</p> <p>What to Expect: Pond level to remain low during this month.</p>	
<p>Recommendations & Notes: Not many Plants about 30%</p>	


<p>Date: 3/9/18</p>	<p>Pond #146</p>
<p>What we found: Some Trace of Algae. Water level low.</p> <p>What we did: Treated Algae</p> <p>What to expect: Pond level to continue to be low.</p>	
<p>Recommendations & Notes: Pond Level low. Plants are about 40%.</p>	


Date: 3/9/18	Pond #150
<p>What we found: Some Algae and SSR.</p> <p>What we did: Treated for the Algae and submersed.</p> <p>What to Expect: Algae to burn off</p>	
<p>Recommendations & Notes: Blue Dye for this pond would help going into the Spring and Summer</p>	


Date: 3/9/18	Pond #170
<p>What we found: Pond in good shape.</p> <p>What we did: Sprayed around the edge for grasses.</p> <p>What to Expect: Pond to continue to look good.</p>	
<p>Recommendations & Notes: A fountain down the line. (Would look nice in this pond) Same as last month</p>	


Date: 3/9/18	Pond #180
<p>What we found: Some algae. Submersed vegetation growing quickly.</p> <p>What we did: Treated Algae. On the next visit, we will address the submersed.</p> <p>What to expect: Algae to die off.</p>	
<p>Notes: This is a nutrient loading pond. Planting the littoral shelf and Blue Dye would help. Grass Carp would also be A help in many of these ponds going forward.</p>	


Date: 3/9/18	Pond #185
<p>What we found: Has a little submersed and trace of Algae.</p> <p>What we did: Treated the Algae and submersed.</p> <p>What to expect: Submersed and Algae to die off.</p>	
<p>Recommendations & Notes: Plant the Littoral shelf in the spring. Blue Dye would also help this pond. It is very shallow. Grass Carp would also help.</p>	


Date: 3-9-18	Pond 190A
<p>What we found: Small amount of SSR and Algae.</p> <p>What we did: Treated</p> <p>What to expect: Water levels to remain low through March.</p>	
<p>Recommendations & Notes: Blue Dye and Grass Carp in this pond also would be a good idea.</p>	


Date: 3/9/18	Pond # 190B
<p>What we found: Pretty clean.</p> <p>What we did: Spot treated for Algae.</p> <p>What to Expect: Algae to die off</p>	
<p>Recommendations & Notes: This is a nice pond. Could benefit from Grass Carp and Blue Dye and more plants. There is about 25-30% plants.</p>	


Date: 3/9/18	Pond #200
<p>What we found: Trace of Cattails</p> <p>What we did: Treated it</p> <p>What to expect: Cattails to die off</p>	
<p>Recommendations & Notes: Water level still down. No Plants on this pond.</p>	


Date: 3/9/18	Pond #210
<p>What we found: Algae and SSR</p> <p>What we did: Treated the algae.</p> <p>I will have the tech follow up on this when he comes back in to address the submersed.</p> <p>What to expect :When it is treated the Algae will die off and the submersed very slowly.</p>	
<p>Recommendations & Notes: Plant the Littoral Shelves on both end of the pond. Grass Carp are a good idea because of the Slender Spikerush in the pond and possibly Blue Dye also.</p>	


Date: 3/9/18	Pond #220
<p>What we found: Pretty Clean and Water level is down again.</p> <p>What we did: Inspected.</p> <p>What to expect: Water levels to remain low during the month of March.</p>	
<p>Recommendations & Notes: Plant the pond. There are no plants on this pond at all.</p>	


Date: 3/9/18	Pond #230
<p>What we found: Water level is down. No plants.</p> <p>What we did: Touched up shoreline.</p> <p>What to expect: Pond level will continue to be low through March.</p>	
<p>Recommendations & Notes: OK</p>	


Date: 3/9/18	Pond #240A
<p>What we found: Trace of submersed.</p> <p>What we did: He will treated the submersed.</p> <p>What to expect: Water levels to remain low.</p>	
<p>Recommendations & Notes: Plants and Blue Dye</p>	


Date: 3/9/18	Pond #240 B
<p>What we found: Water level low</p> <p>What we did: Treated Algae</p> <p>What to expect: Water level to remain low through March</p>	
<p>Recommendations & Notes: Could benefit from Blue dye. Does get algae and is along the road.</p>	


Date: 3/9/18	Pond #260
<p>What we found: Water level down</p> <p>What we did: He will treat for the Algae and submersed. This pond is a great candidate for Blue Dye. It does get algae and submersed in the growing season.</p> <p>What to expect: Algae and submersed will die off.</p>	
Recommendations & Notes:	

Date: 3/9/18	Pond #270A
<p>What we found: Some algae and a little Spatterdock. A little submersed</p> <p>What we did: He will treat for all three.</p> <p>What to expect: Algae and Spatterdock to die off.</p>	
Recommendations & Notes: Grass Carp and Blue Dye.	

Date: 3/9/18	Pond #270B
<p>What we found: Partially Dry.</p> <p>What we did: He will treated the exposed shoreline.</p> <p>What to expect: Grass to die off</p>	
<p>Recommendations & Notes: Could use plants</p>	

Date: 3/9/18	Pond #280
<p>What we found: A little Slender Spikerush and Algae.</p> <p>What we did: He will treat for both</p> <p>What to expect: Pretty clean pond after the treatment is completed.</p>	
<p>Recommendations & Notes: Blue Dye and Grass Carp</p>	

Date: 3/9/19	Pond #290	
<p>What we found: Some algae and Slender Spikerush</p> <p>What we did: He will treat for both</p> <p>What to expect: Both algae and submersed will die off.</p>		
Recommendations & Notes: It does need plants, but also could benefit from Blue Dye and Grass Carp, because of the submersed.		

Date: 3/9/18	Pond #300	
<p>What we found: Water level is normal</p> <p>What we did: He will treat for a trace of algae.</p> <p>What to Expect: Pond should remain clean.</p>		
Recommendations & Notes: Possible Blue Dye and plants. No plants at all.		

Date: 3/9/18

Pond #310

What we found: Some Slender Spike Rush and submersed

What we did: Treat the submersed and exposed

What to expect: Water levels to remain low.



Recommendations & Notes: Plant littoral shelf area

Date: 2/12/18	Pond #320
What we found: Gate was Open What we did: Did Not treat What to Expect: Tech was concerned because of camera and no trespassing sign and he did not go through gate.	
Recommendations & Notes: Gate locked no access. STILL NO ACCESS	
Recommendations & Notes:	